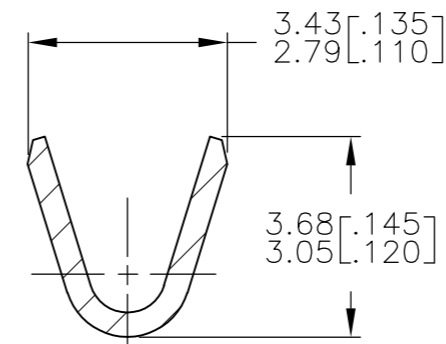
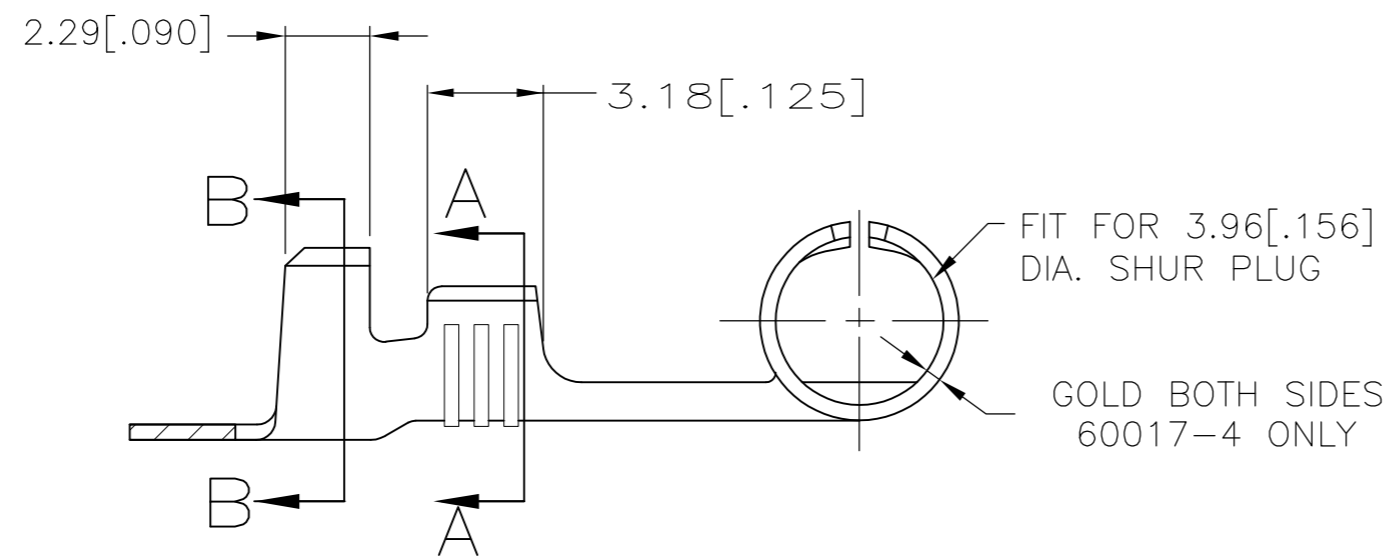
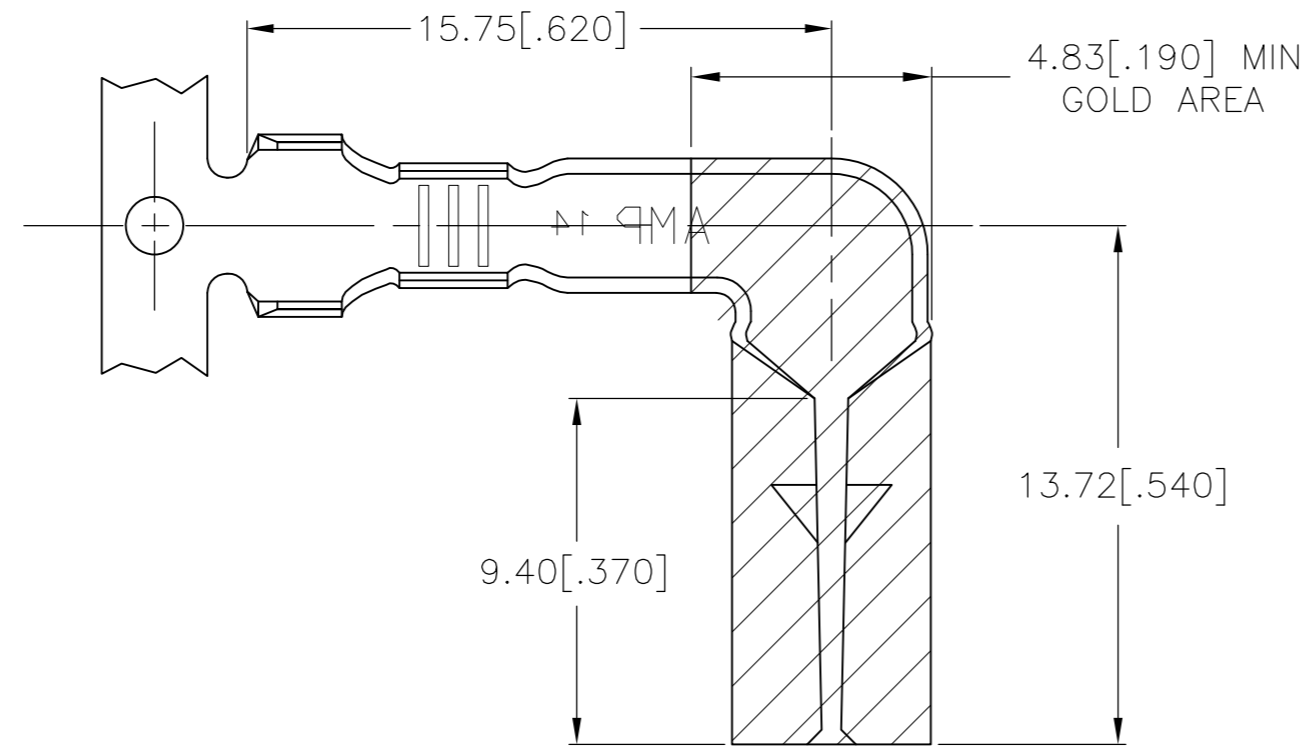


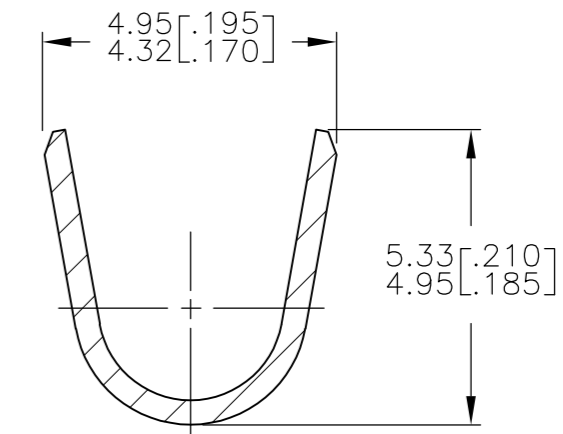
THIS DRAWING IS UNPUBLISHED. RELEASED FOR PUBLICATION
 © COPYRIGHT BY TYCO ELECTRONICS CORPORATION. ALL RIGHTS RESERVED.

LOC	DIST	REVISIONS			
P	LTR	DESCRIPTION	DATE	DWN	APVD
AF	50	L1	REVISED PER ECR-07-007802	15MAY07	HMR DD

- 1 CONTINUOUS STRIP ON REELS
- 2 DIMS IN BRACKETS ARE IN INCHES
- 3 PRELIMINARY - NOT FOR PRODUCTION



SECTION A-A
SCALE 8:1



SECTION B-B
SCALE 8:1

OBSOLETE	-	2.54-3.56 [.100-.140]	0.5-1.4mm ² [20-16]	GOLD OVER NICKEL	60017-4
	-	2.54-3.56 [.100-.140]	0.5-1.4mm ² [20-16]	NONE	60017-3
	-	2.54-3.56 [.100-.140]	0.5-1.4mm ² [20-16]	TIN	3 60017-2
OBSOLETE	-	2.54-3.56 [.100-.140]	0.5-1.4mm ² [20-16]	NONE	60017-1
REMARKS	INSULATION RANGE	WIRE RANGE	FINISH	PART NO	

THIS DRAWING IS A CONTROLLED DOCUMENT.		DWN R FLAIG 28MAY03	Tyco Electronics Corporation Harrisburg, Pa 17105-3608	
DIMENSIONS: mm		CHK D DECKER 28MAY03		
TOLERANCES UNLESS OTHERWISE SPECIFIED:		APVD D DECKER 28MAY03	NAME SHUR PLUG RECEPTACLE (RIGHT ANGLE)	
0 PLC ± - 1 PLC ± - 2 PLC ± - 3 PLC ± 0.38 [.015] 4 PLC ± - ANGLES ± -		PRODUCT SPEC	SIZE A2	
MATERIAL 0.41 [.016] THK BRASS		FINISH SEE TABLE	APPLICATION SPEC	CAGE CODE 00779
		WEIGHT -	DRAWING NO C=60017	RESTRICTED TO -
CUSTOMER DRAWING			SCALE 5:1	SHEET 1 OF 1